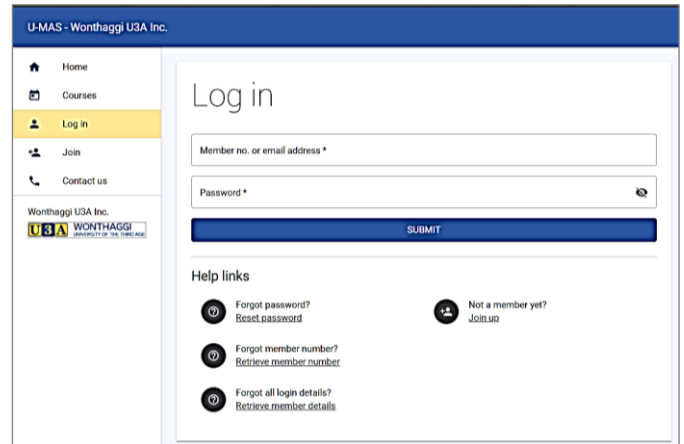
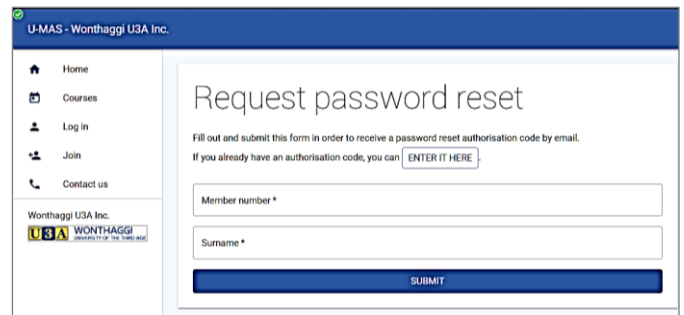


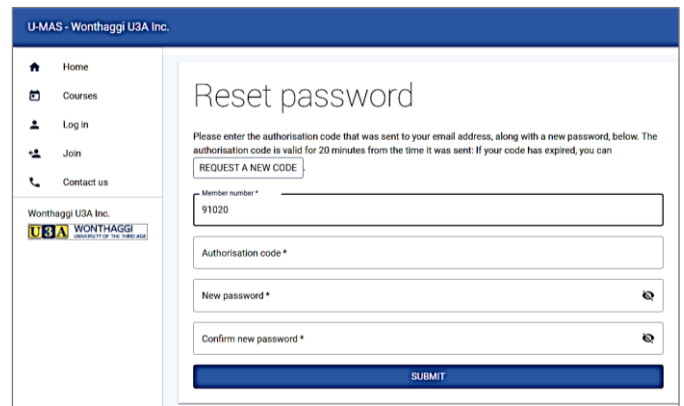
1. Select "Reset Password" on the Login screen.
2. A new screen will open. You can reset your password here.



3. Enter your Member number & Surname and click on SUBMIT
4. A message is sent to the email address we have recorded for you in our membership system.
5. Open your email and locate the email. If you do not see the email, check the Junk/Spam folder.



6. Copy the authorisation code in the email and paste it into the Reset Password "Authorisation Code"
7. Enter your new password
8. Confirm your new password
9. Click on SUBMIT.



10. A "success" message will be displayed on the screen as shown to the right.
11. Select Login in the lower right corner
12. Login with your membership number and new password.

